

EOL hydraulic lift replacement kit (1/10)

Customer	Contact	Tel	Mail
Ref.			Date

Reserved Sodimas

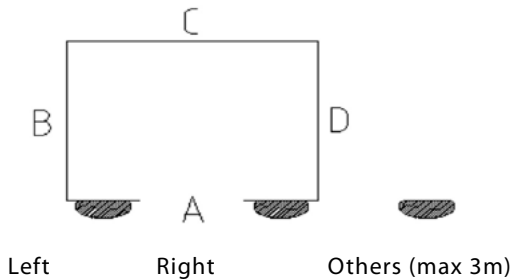
Sales	Gestionnaire	Quotation No.	Installation No.
-------	--------------	---------------	------------------

1- Specifications of existing equipment

P/L Payload	kg	Travel Lift travel - 18m max.	m	Destination Rated speed - 0.63 m/s max.	m/s	No. of levels
DW Car dead weight: 750Kg max. for 630Kg P/L	kg	Headroom		mm		Car width
		Pit		mm		Car depth
		Pit entry:	yes	no		Shaft width
						Shaft depth
						mm
						mm
Porte auto-opérateur type :						Nombre d'accès: 1 2
<input checked="" type="checkbox"/> Roping 1 roped actuator 2/1	Car frame brand	Safety gear brand		Governor brand (if present)		

2- Service required

Control system cabinet at the pillow-block closest to the motor: W 305 X D 122 X H 1,960mm



Complete form: SODELEM electrical refurbishing kit

Controller + complete wiring + selection + COP + accessories

Drive kit: Motor support + gearless + belt + load weighting

Mechanical accessories kit: Counterweight + counterweight guide rail + counterweight guide rail securing clip + upper transmission gear + support(s)

Speed governor kit: Remote controlled governor + support + tension pulley + cable

Motor position: Top shaft Down pit

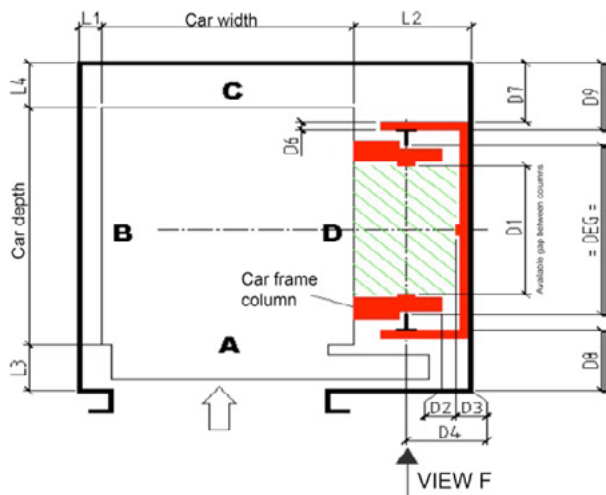
3- Options

- Car buffer support
- 2.5m counterweight guide
- Bus CAN landing wiring
- Shaft lighting kit
- Stainless steel outdoor box VVVF ATV

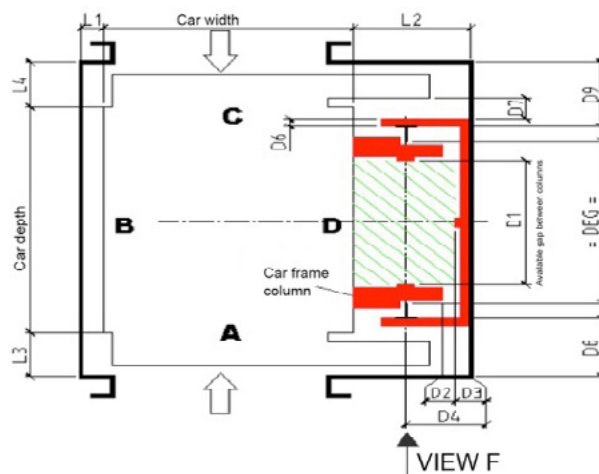
EOL hydraulic lift replacement kit (2/10)

4- Statement

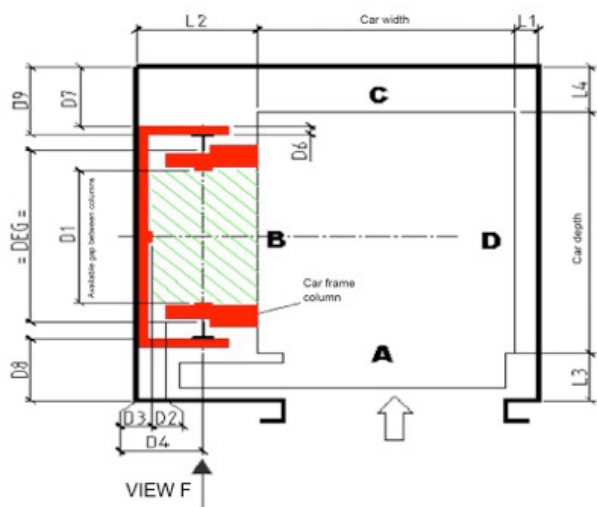
Model 1



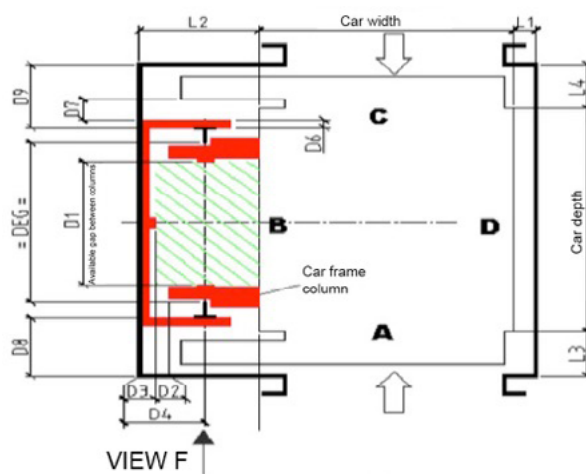
Model 2



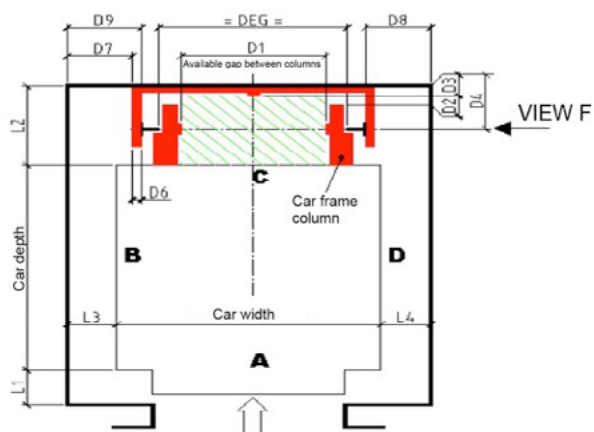

Model 3



Model 4

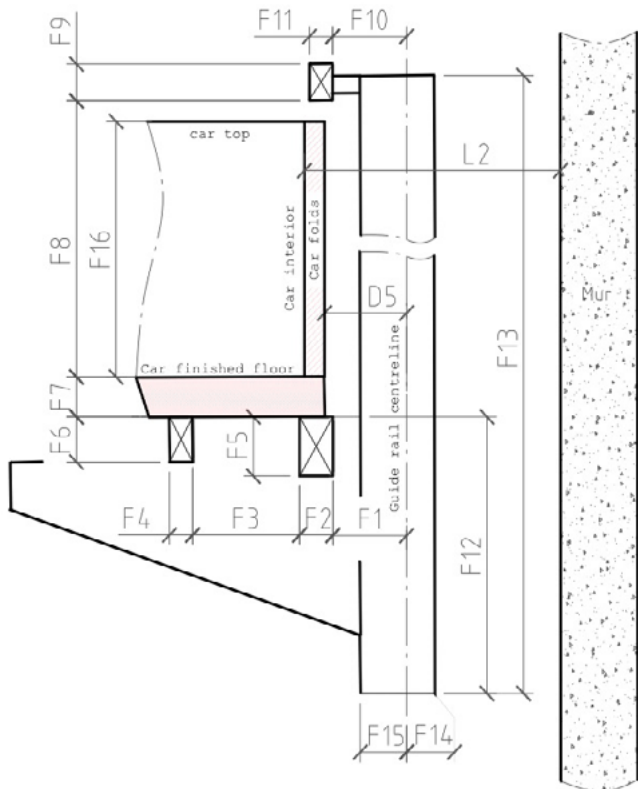


Model 5

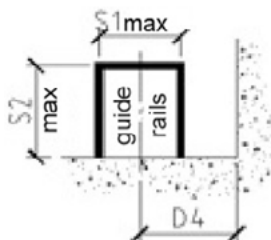

 Available gap

DBG	mm	L1	mm
D1	mm	L2	mm
D2	mm	L3	mm
D3	mm	L4	mm
D4	mm	Guide rail height above Lev height	mm
D5	mm		
D6	mm		
D7	mm	Face	A B C D
D8	mm	Car button box	
D9	mm	Landing push button box	

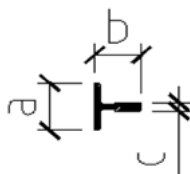
EOL hydraulic lift replacement kit (3/10)

VIEW F

Car frame record

D5	mm	
F1	mm	
F2	mm	
F3	mm	
F4	mm	
F5	mm	
F6	mm	
F7	mm	
F8	mm	
F9	mm	
F10	mm	
F11	mm	
F12	mm	
F13	mm	
F14	mm	
F15	mm	
F16	mm	
L2	mm	
Car insulated	yes	no
Car frame with tie-bar	yes	no

Guide rail starter record
VIEW F


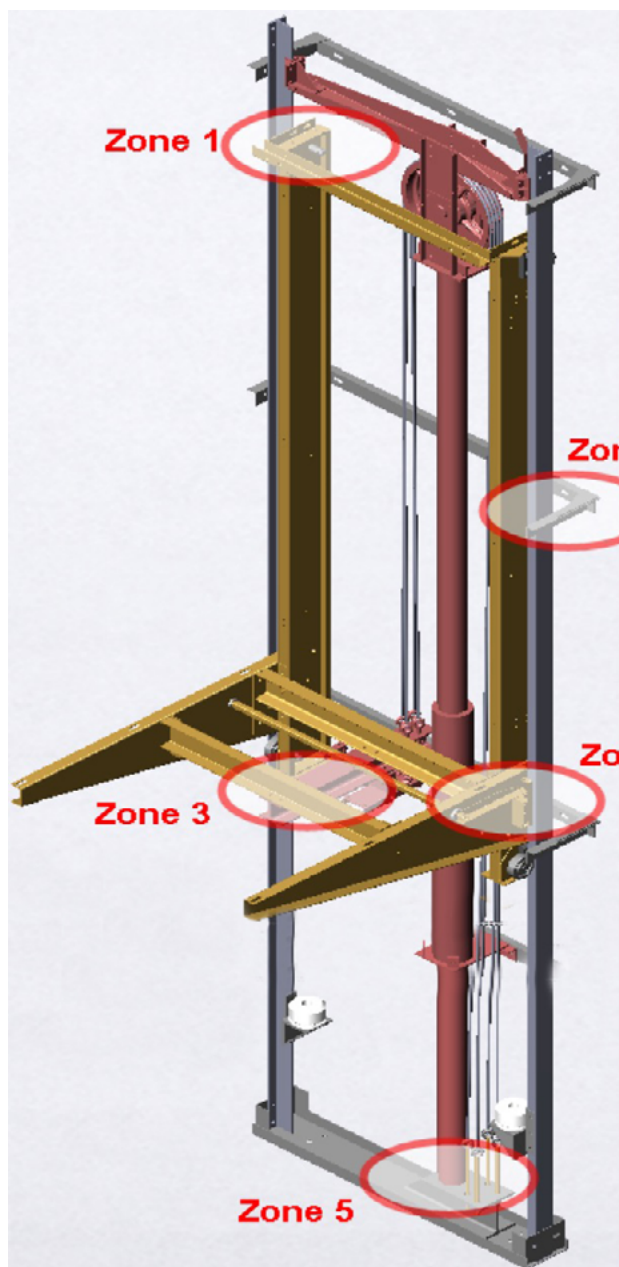
S1	mm
S2	mm
D4	mm
No guide rail starter	

Lift car guide record


a	mm
b	mm
c	mm
Brace gap	mm
Bottom of pit/bottom brace	mm
Shaft ceiling/top brace	mm
Drawn guide rail	Planed guide rail

EOL hydraulic lift replacement kit (4/10)

5- Photos



12 MANDATORY PHOTOS AT LEAST

(Assembly views from afar + close-up detail view)

Pit assembly view
Shaft ceiling assembly view

Zone 1 : Car top bracket view

Zone 2 : Guide rail bracket view

Zone 3 : Car underneath view

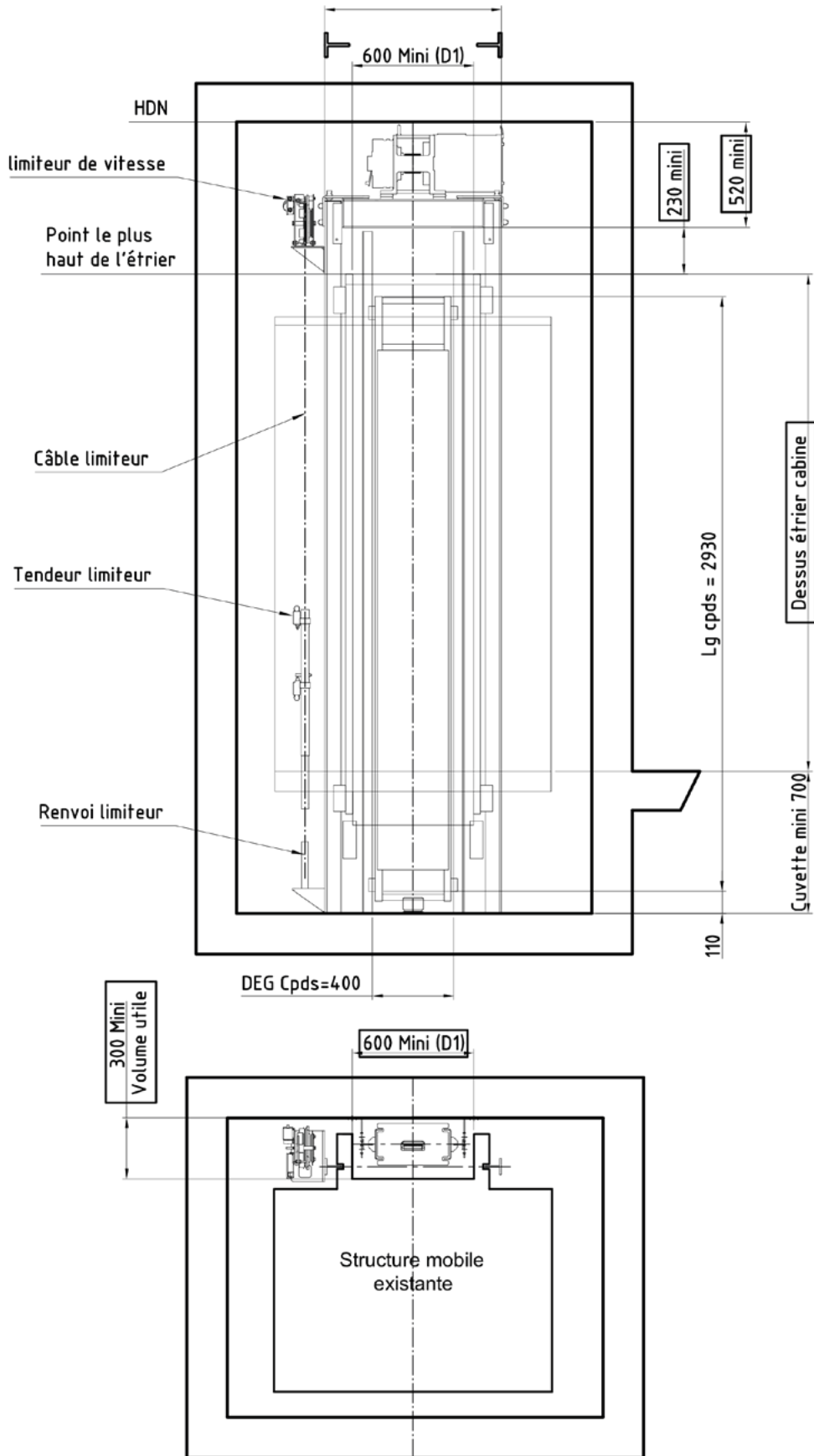
Zone 4 : Detailed and dimensioned view of safety gear + linkage

Zone 5 : Guide rail starter view

Comments or additional equipment:

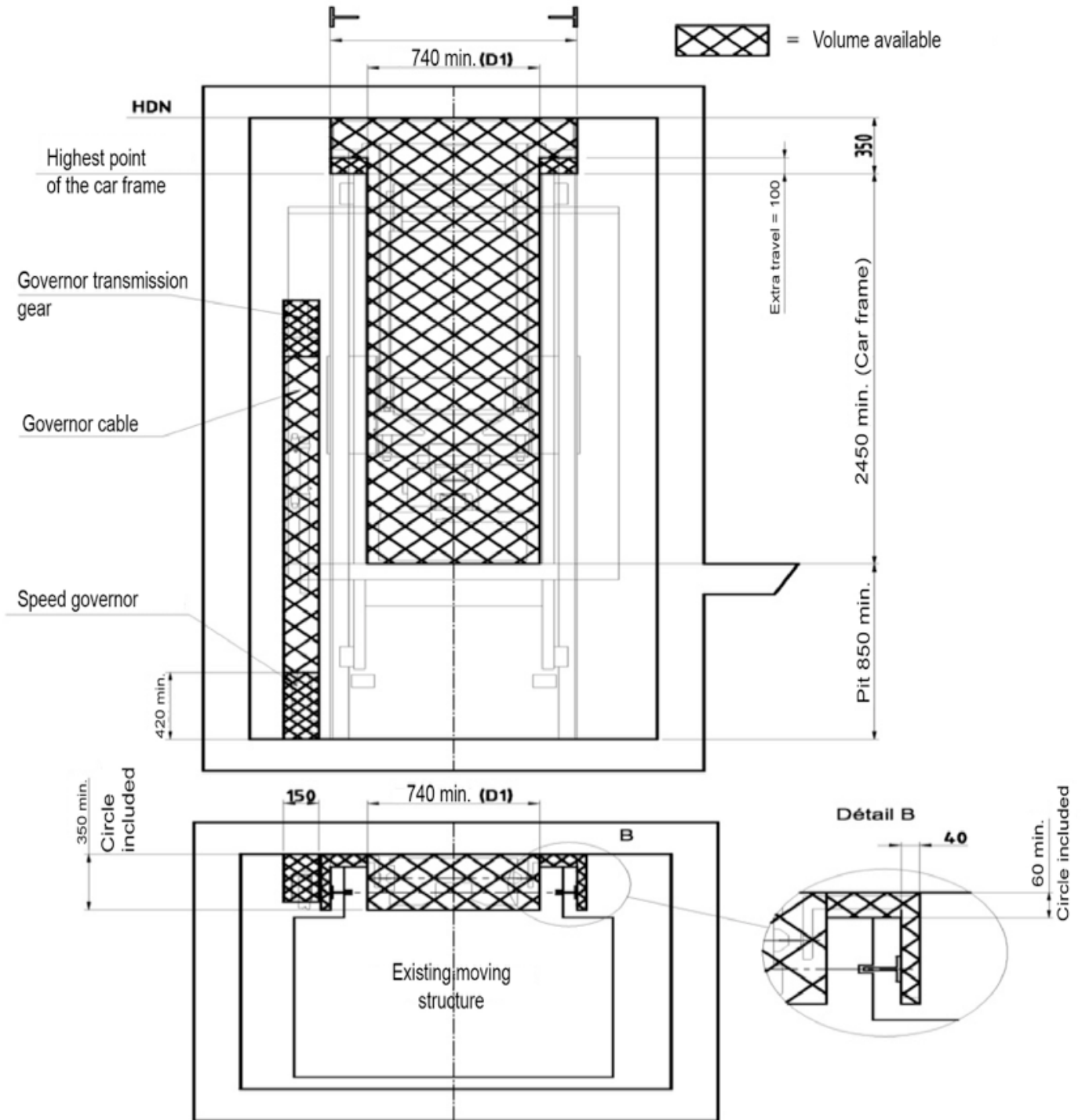
EOL hydraulic lift replacement kit (5/10)

Minimum dimensions with **MACHINE ABOVE**



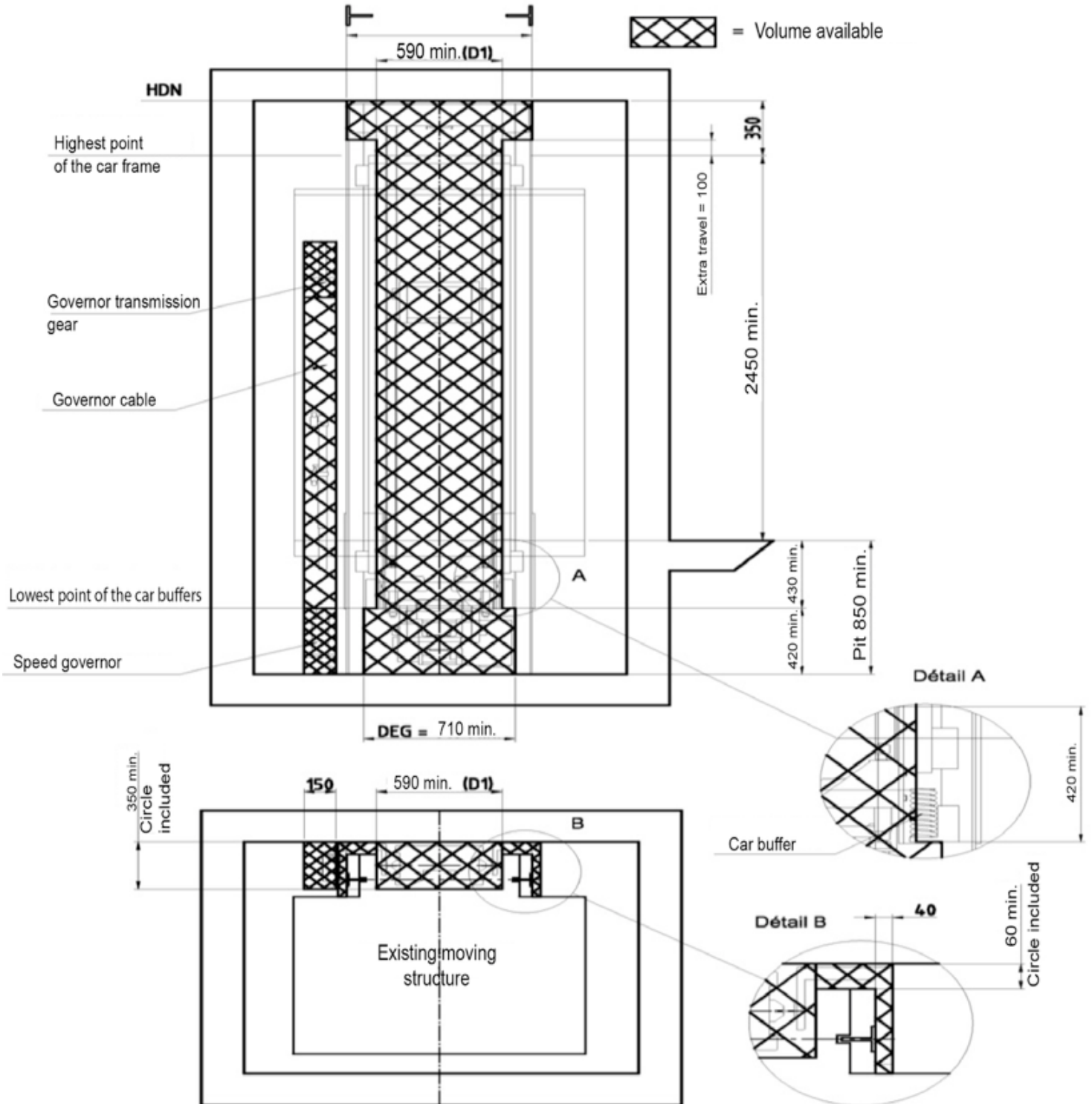
EOL hydraulic lift replacement kit (6/10)

MIN VOLUME with motor OVER THE PIT



EOL hydraulic lift replacement kit (7/10)

MIN VOLUME with **Motor IN THE PIT**

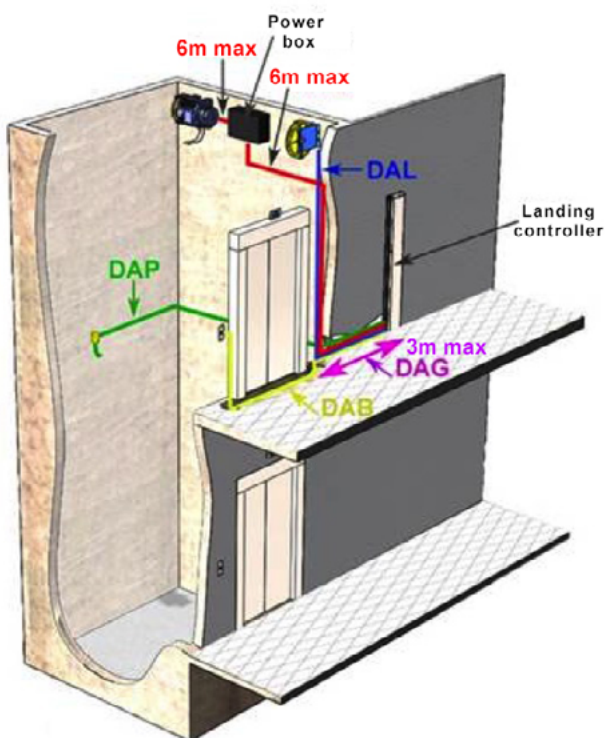
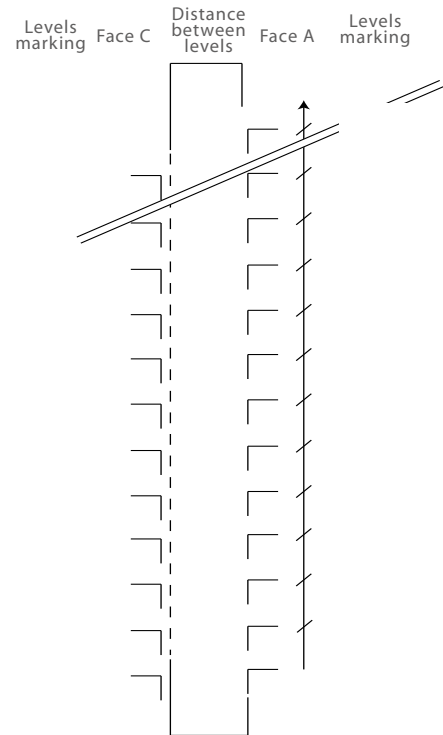


Complementary form for wiring EOL kit (8/10)

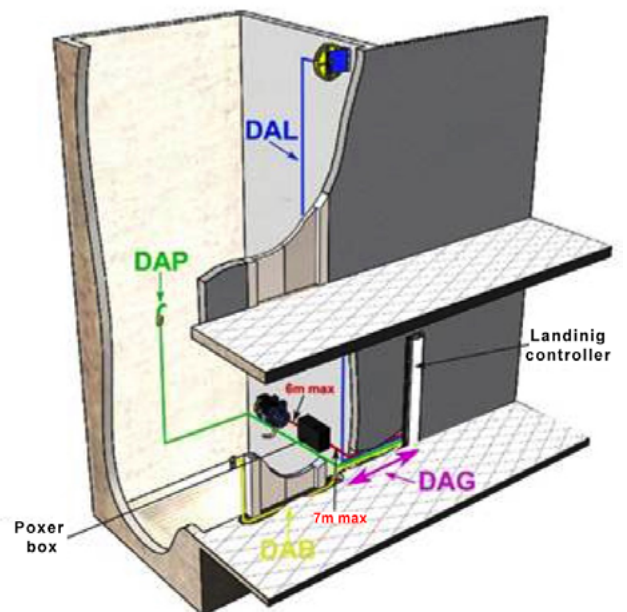
9- Complementary form for wiring EOL kit

Statement to be filled in

DAT (distance between control panel / main switch board)	
DAG (distance between control panel / shaft hole)	
DAB (distance between shaft hole / 1st button)	
DAP (distance shaft hole / flat travelling fixing)	
DAL (distance between control panel / speed governor)	
Shaft	Width:
	Depth:
Car	Width:
	Depth:
Clear opening door (PL)	
Headroom (height under slab)	
Pit	
Type of door opening	Side Central Swing
Nota : wiring for motor 6 meters base in option 10 meters	



Machine room above



Machine room below

TO BE COMPLETED IF EXISTING CONTROLLER
Electronic controller
Relay controller
Button with bus
 oui
 non
 non

Brand
Type
Existing light voltage

24V 48V AC DC

LEVELS

Designation levels

BUTTONS

GAMME

 Evolya
 Angel

Cyntra

 Evolya
 Démon

 Stainless steel Brushed
 Black Brushed
 Gold Brushed

 Synia
 Angel

 Synia
 Démon

 Cyntra
 IP54
 WATERPROOF

INSTRUCTIONS
DUTY LOAD:
TEL N°:
LIFT N°:
CE N°:
CUSTOMER LOGO:
INSTRUCTIONS TEL:

DIMENSIONS
EXISTING COP:

X

Assembly standard (glass polycarbonate):
Assembly vandal-resistant (glass stadip):
Assembly waterproof IP54:
Type 1
Type2 *
* Only on flush mounted face plate, anchorage with screws without emergency lighting, without holes lot sond

CAR BUTTON BOX

SURFACE MOUNTED COLUMN
 w 220 thickness/35mm

Standard manufacturing

- Stainless steel
- 7p CAN display + voice announcer + gong with integrated lift instructions and overload
- Evolya button ring
- Button: Angel or Démon

SURFACE MOUNTED COMPACT COLUMN
 W 220 x H1060mm thickness/35mm

Standard manufacturing

4,3" 7"

- Stainless steel
- 4" SAF/ 7" CAN display + voice announcer + gong and overload
- 5" or 7" backlight
- Evolya button ring
- Buttons Angel, Démon, or Cyntra

 Heather brushed ss
 blue 304

 Palinato Brown
 sandblasted

FLUSH MOUNTED FACE PLATE
 W 130-180-240 x H900 th/3mm

Standard manufacturing

- Stainless steel
- 4" SAF display + voice announcer + gong and overload
- 5" or 7" backlight
- Evolya button ring
- Buttons: Angel maxi 15 lev (sk)
Démon maxi 15 lev (sk)
Cyntra maxi 12 lev (sk)

SURFACE MOUNTED COMPACT COLUMN
Tailor-made manufacturing

- PMMA + ALUMINIUM PROFIL
- 7" web CAN display + voice announcer + gong with integrated lift instructions and overload
- Evolya button ring
- Buttons: Angel maxi 10 lev
Démon maxi 10 lev
Cyntra maxi 15 lev
- LED blue backlight

FINITION

Brushed SS 304

Gold-tint brushed ss

Chrome mirror-finish ss

Gold mirror-finish ss

Black mirror-finish ss

Engraved ss

Lino stainless steel

Telephone

Safeline GSM

 Prédispo
 EN81.28

Other:

DIMENSIONS
Standard size

Evolya 2 to 15 lev

 WIDTH H=1900 À 2130
 220 X

Other dimension

X

DIMENSIONS
Standard size

 Evolya 2 to 15 lev 220 x 1060
 Cyntra 2 to 6 lev 220 x 1060

Other dimension

220 X

DIMENSIONS
Standard size

 Evolya 2 to 10 lev 180 x 900
 Evolya 11 to 15 lev 240 x 900
 Cyntra: 2 to 12 lev 130 x 900

Other dimension

X

DIMENSIONS

Evolya 2 to 10 lev

Cyntra: 2 to 15 lev

Intercom

Car intercom

Machinery handset

Caretaker handset

 Fireman bow with
 intercom

Profile for column

 End cap
 (width 220)

 Integration
 with
 covering

 Quarter
 round

 Luminous
 quarter round

Comment:

Option
Key switch

 2P/1R 2P/2R
 With spring return (luminous)

Function:

Closing button

FLUSH MOUNTED FACE PLATE LANDING PUSH BUTTON - ep/3mm

QTY:	QTY:	QTY:	QTY:	QTY:	QTY:	QTY:	QTY:	QTY:	QTY:	QTY:	QTY:	QTY:	QTY:	QTY:	QTY:
Assembly vandal-resistant				Assembly vandal-resistant				Assembly vandal-resistant				Assembly vandal-resistant			
DIMENSIONS															
Standard size		Standard size		Standard size		Standard size		Standard size		Standard size		Standard size		Standard size	
68 85		85		48 58		58		58		85 X 185 minimum		97 X 175 only			
105				85											
Other dimension		Other dimension		Other dimension		Other dimension		Other dimension		Other dimension		Other dimension		Other dimension	
X		X		X		X		X		X		X		X	

SURFACE MOUNTED LANDING PUSH BUTTON - EP/25mm

QTY:	QTY:	QTY:	QTY:	QTY:	QTY:	QTY:	QTY:	QTY:	QTY:		
Assembly vandal-resistant				Assembly vandal-resistant				Assembly vandal-resistant			

ANCHORAGE

Studs Screws Screws + anchor

OPTION

Indicator LED OOS Présent LED indicator ↗ By lock ↘ By controller

KEY SWITCH

2P/1R 2P/2R With spring return(luminous)

FUNCTION:

FINITION

Brushed SS 304	Chrome mirror-finish ss	Black mirror-finish ss	Engraved ss**
Gold-tint brushed ss	Gold mirror-finish ss	Lino stainless steel**	** Finish available, only with flush mounted face plate

FLUSH MOUNTED FACE PLATE DISPLAY LANDING DISPLAY - ep/3mm

												ANCHORAGE	
QTY:	QTY:	QTY:	QTY:	QTY:	QTY:	QTY:	QTY:	QTY:	QTY:	QTY:	QTY:	QTY:	QTY:
LEV:	LEV:	LEV:	LEV:	LEV:	LEV:	LEV:	LEV:	LEV:	LEV:	LEV:	LEV:	LEV:	LEV:
DIMENSIONS												POSITION	
Standard size		Standard size		Standard size		Standard size		Standard size		Standard size		Vertical	
58 x 185		85 x 185 105 x 185 115 x 185 (ATV) 125 x 185 (ATV)		100 x 195		97 x 175		105 x 185		40 x 185		Horizontal	
Other dimension		Other dimension		Other dimension		Other dimension		Other dimension		Other dimension		OPTION	
X		X		X		X		X		X		Gong landing Assembly vandal-resistant	

SURFACE BOX DISPLAY LANDING DISPLAY

										OPTION STANDARD FINISH	
QTY:	QTY:	QTY:	QTY:	QTY:	QTY:	QTY:	QTY:	QTY:	QTY:	QTY:	QTY:
LEV:	LEV:	LEV:	LEV:	LEV:	LEV:	LEV:	LEV:	LEV:	LEV:	LEV:	LEV:

COMMENT: